



LCAP Educational Partner Engagement

Hayward Collegiate
April 20, 2022

- 1. Overview of Requirements**
- 2. Updated Budget Overview for Parents**
 - 1. LCAP Annual Update**
 - 1. 2021 Progress toward LCAP Goals (LCAP Outcomes)**
 - 1. 2022-23 LCAP**
 - 1. Educational Partner Input**

What is it?

A comprehensive state plan required of districts and charter schools that details key goals, actions, and budgeted expenditures.

Focus Area

Explaining how additional funds for higher need student groups (*Low Income, English Learner, and Foster Youth*) are utilized.

LCAP Components 2022-23



1. LCAP Supplement describing how additional funds are being utilized
2. Mid-Year 2021 Annual Update Board Presentation
 - LCAP Supplement
 - Outcomes
 - LCFF Financial Expenditures YTD
 - LCAP Actions Implementation Update

**One-time addition to
LCAP for this year**

3. 2022 LCAP

- Budget Overview for Parents
- Highlights, Successes and Needs, Education Partner Engagement
 - 2021-22 Annual Update Actions and Expenditures
- 2022-23 Goals, Outcomes, Actions, Expenditures
- Increased and Improved Services Requirement

**Traditional
LCAP
Components**

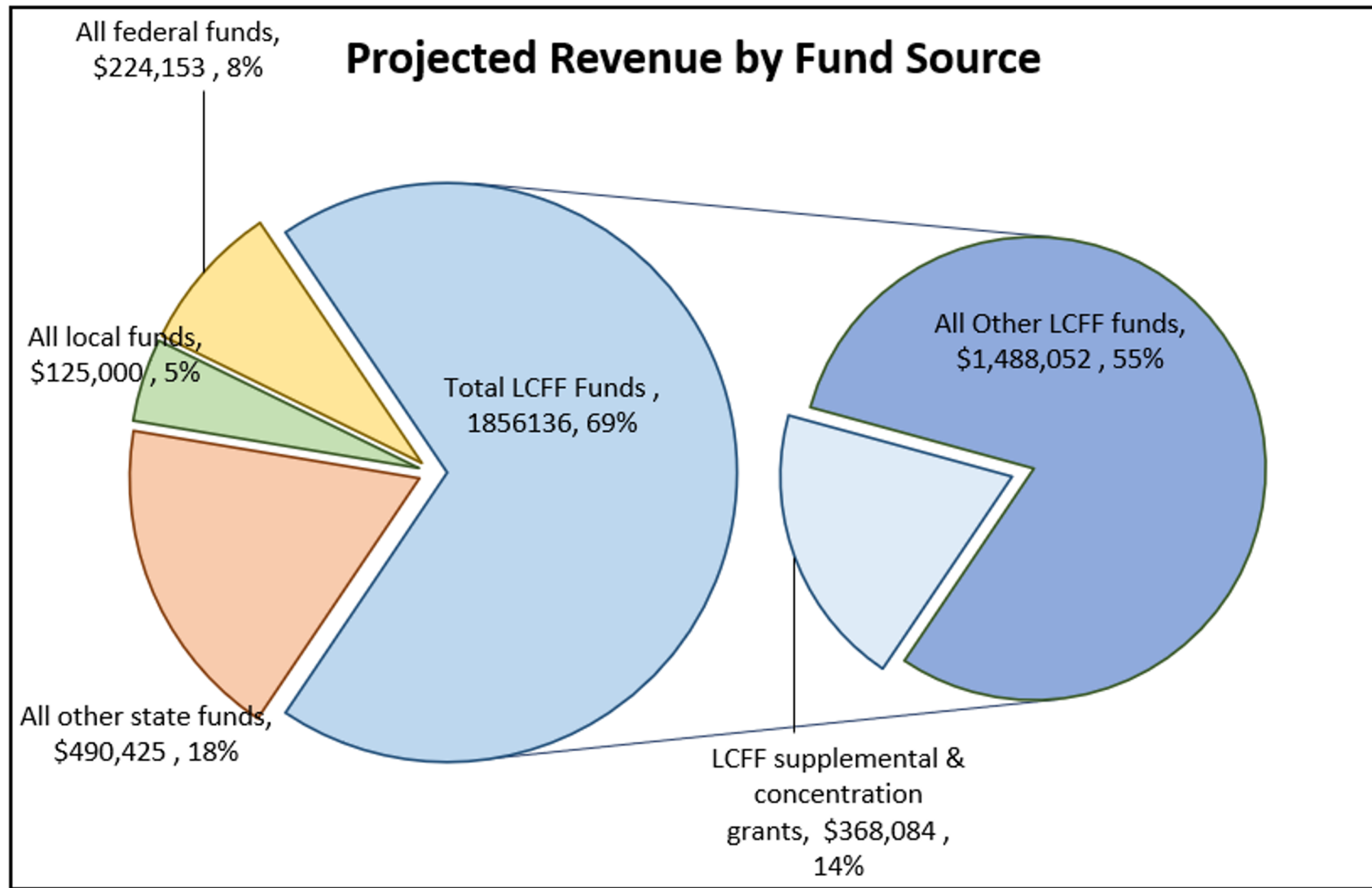


Budget Overview for Parents

**A concise summary of revenues
and expenditures for this year.**

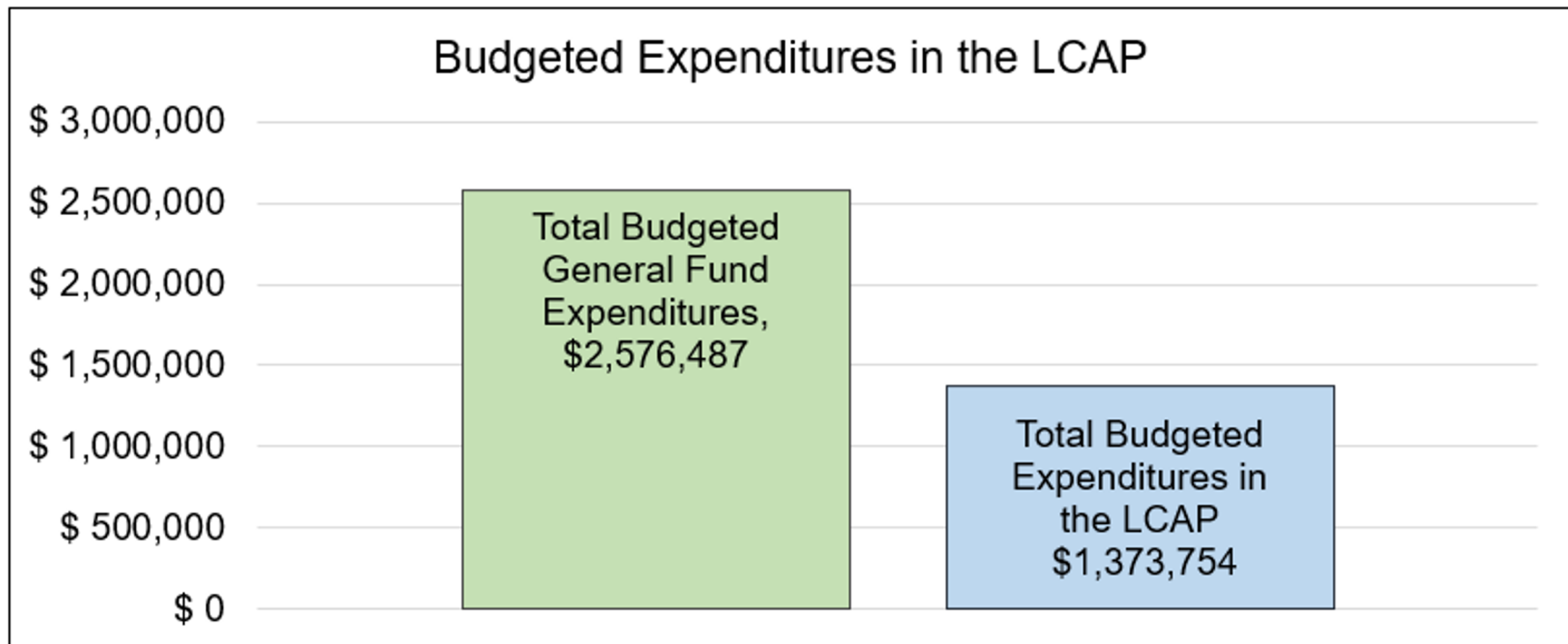
Budget Overview for Parents

Budget Overview for the 2022 – 23 School Year



This chart shows the total general purpose revenue Hayward Collegiate Charter School expects to receive in the coming year from all sources.

Budget Overview for Parents



This chart provides a quick summary of how much Hayward Collegiate Charter School plans to spend for 2022 – 23. It shows how much of the total is tied to planned actions and services in the LCAP.

Goal Analysis

An analysis of how the 21-22 goals have been carried out during this current year.

Goal 1: Academic Achievement Outcomes Highlights



Metric	Baseline	Year 1 Outcome	Desired Outcome for 2023–24
% of core and EL teachers are properly credentialed and appropriately assigned	100%	2021-22: 100%	100%
Teacher survey: 100% of curriculum materials are adequate, up-to-date, and aligned to school goals and state/national standards, including ELD standards	100%	2021-22: 100%	100%
% of students with access to their own copies of standards-aligned instructional materials for use at school and at home	100%	2021-22: 100%	100%
ELPAC Summative: % of students improving a level	2019-20 ELPAC testing canceled due to the pandemic.	2020-21 Level 3 or 4: 79.3% Proficient: 34.5% ELPI not provided for 2021	70%
EL reclassification rate	2019-20: 0%	2020-21: 0%	15%
% of students enrolled in a broad course of study	100%	2021-22: 100%	100%

(Source: Local)

Goal 1: Academic Achievement Implementation Successes & Challenges



Successes	Challenges
<p>Teachers still felt supported despite the reduced frequency of coaching sessions.</p>	<p>Due to staffing and logistical challenges with the pandemic, coaches were not able to always meet with mentees 2-3 each week.</p>
<p>By adding full-time support from Small Group Instructors, we have been able to better differentiate our instruction to the needs of our students and to increase the opportunities for students to ask questions, to practice, and to progress more rapidly in their skills development.</p>	<p>One challenge is the need to make sure that all of our instructors understand data-driven instruction. We are working to build this capacity through staff development.</p>
<p>We have been excited to observe that our small group instructors are able to replicate some of our school's best practices.</p>	<p>Providing consistent high-quality instruction to students when many students were required to quarantine during high COVID-19 transmission periods and transitioned to independent study, which allowed continuity of instruction, but not with the same quality as required by our youngest scholars to thrive.</p>

Goal 2: School Culture Outcomes Highlights



Metric	Baseline	Year 1 Outcome	Desired Outcome for 2023–24
Parent Survey: % who feel engaged in decision-making	2021: 90.2%	2022: 96%	90%
Parent Survey: % indicating satisfaction with school safety and school connectedness	2021: 100%	2022: Safety: 87% Connectedness: 96%	90%
Student Survey: % indicating satisfaction with school safety and school connectedness	2021: No survey yet administered since we only have TK-2	2022: No survey yet administered since we only have TK-3	100%
Teacher survey: % indicating satisfaction with school safety and school connectedness	2021: 80%	2022: Safety: 97% Connectedness: 97%	90%
Suspension and Expulsion rate	0%	2021-22: 0%	<5%
Average Daily Attendance	83.98% (8/19/19-2/28/20)	2021-22 Mid-Year: 96.96%	>95%
Chronic Absence Rate for all students and all numerically significant subgroups	All students: 8.7%	2020-21: All: 0.9% SED: 1.4% Hispanic: 1.4%	5%
Gauge that facilities meet the “good repair” standard	Facilities in Good Repair	2021-22: Good Repair	Good Repair
Seek parent input & promote parental participation in programs for unduplicated students and students with exceptional needs	2020-21: Full Implementation and Sustainability	2021-22: Full Implementation and Sustainability	Full Implementation and Sustainability

Goal 2: School Culture Implementation Successes & Challenges

Successes	Challenges
<p>Transparent communication around COVID protocols, complete implementation of rigorous health and safety protocols that have resulted in high overall attendance and very few disruptions to on-campus learning.</p>	<p>Devoting the necessary staff time to implementing the health and safety protocols.</p>
<p>Regaining our positive campus culture upon the return of in-person instruction through the regular implementation of Social Emotional Learning lessons and Student activities that have encouraged happy students, happy families, and high average daily attendance.</p>	



22-23 Goals, outcomes, and actions

Goal 1: Hayward Collegiate students will develop as critical, creative, global thinkers with strong foundational skills in math, reading, and writing.



Goal 1 Actions

- Standards-aligned and personalized instruction
- Interventions
- Teacher Hiring
- Support for students with disabilities
- English Learner Instruction
- Professional Development
- Teacher Coaching and Supervision

Goal 1 Outcomes

- NWEA MAP: % meeting Fall to Spring growth target
- % of teachers are properly credentialed and appropriately assigned
- Teacher survey: 100% of curriculum materials are adequate, up-to-date, and aligned to school goals and state/national standards
- % of students with access to their own copies of standards-aligned instructional materials
- English Learner Progress
- EL reclassification rate
- CAASPP performance: ELA, Math, and Science % Met/Exceeded Standard
- % of students enrolled in a broad course of study

Goal 2: Hayward Collegiate creates a school culture that fully engages all educational partners to encourage ownership and mission alignment.

Goal 2 Actions

- Family Engagement in School Policies and Decision-Making
- Community Engagement
- Social Emotional Learning
- Student Activities
- Facilities Maintenance and Health & Safety

Goal 2 Outcomes

- Parent Survey: % who feel engaged in decision-making
- Parent/Student/Teacher Survey: % indicating satisfaction with school safety and school connectedness
- Suspension and expulsion rates
- Average Daily Attendance
- Chronic Absence Rate
- Gauge that facilities meet the “good repair” standard



Increased/Improved Services

Plans to support our Foster Youth, Low Income students, and English Learners.

Increased/Improved Services for English Learners, Low Income, and Foster Youth

Interventions
\$167,558

Comprehensive Intervention Program: Online learning programs, student support team, small group instruction, interventionist, instructional aides

English Learner Instruction
\$72,961

ELD Coordinator, Teacher P.D., Designated ELD, Explicit EL Strategies in Instruction

Family Engagement
\$77,739

Parent outreach and support, education and events

Social Emotional Learning
\$22,141

Paths curriculum. Weekly Social Emotional Learning instruction.



Federal Title Funds


Title I, part A

Intervention staffing

Title II

P.D.

Strengths	
Needs	
Suggestions	
Feedback on Use of Funding	



Thank you for working together to review our progress and provide input as we develop our LCAP!